

# Labour Market Review

Ivy Zhang, Senior Corporate Economist | Estella Scruggs, Corporate Research Analyst

January 8, 2016

**Year end review:** In 2015, the labour market in the Calgary Economic Region (CER) gained 22,200 in total employment, 13,700 of them in full-time positions and 8,600 in part-time. The industries that added the most jobs were Health care and social assistance (+16,000), Transportation and warehousing (+9,200) and Trade (+6,000) and Information, culture and recreation (+6,000). The industries that saw the most job cuts were Construction (-8,900), Professional, scientific and technical services (-7,100), and Mining, oil and gas (-5,500).

**This month highlights:** The seasonally unadjusted 3-month-moving-average for the CER in December 2015 was as follows:

- Month-over-month, total employment decreased by 10,000 positions; Job losses in full-time (-11,500) were partially offset by part-time job gains (+1,600). Unemployment rate was 6.8 per cent in the CER, compared to 6.4 per cent in Alberta and 6.5 per cent in Canada.
- Year-over-year, total employment decreased by 7,300, mainly due to job cuts in full-time positions (-30,000) and in Transportation and warehousing (-10,500), Mining, oil and gas (-7,400), and construction (-6,700) industries. The total number of unemployed persons rose to 62,700 in December 2015 from 39,800 in December 2014. The number of people receiving regular EI benefits increased by 101 per cent to 19,530 persons in October 2015 from a year ago (Chart 1).
- Calgary's average hourly wage rate<sup>1</sup> was \$30.11 per hour, up from \$29.62 in December 2014. The wage inflation rate was 2 per cent, decelerating from 3.7 per cent for the same time last year.

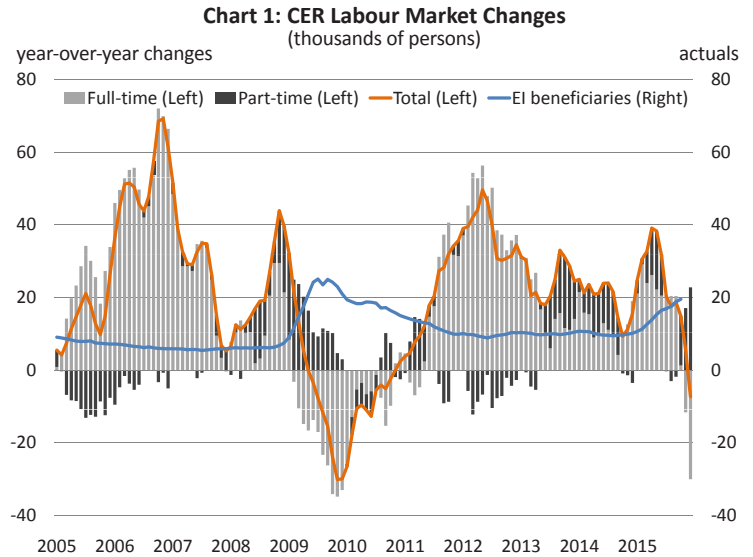
Over the past ten years, Calgary's job market was the envy of the nation. People from other regions and provinces came in large numbers to work in the energy and related industries. Compared to the sharp fluctuations in total employment growth, the working age population in the CER grew at a relatively stable rate over the years (Chart 2). With the recent collapse of energy prices, total employment growth in the CER slowed dramatically, and may dip into negative territory in the months to come. Nonetheless, working age population in Calgary is still expected to grow, albeit at a lower rate.

## Labour Force Statistics

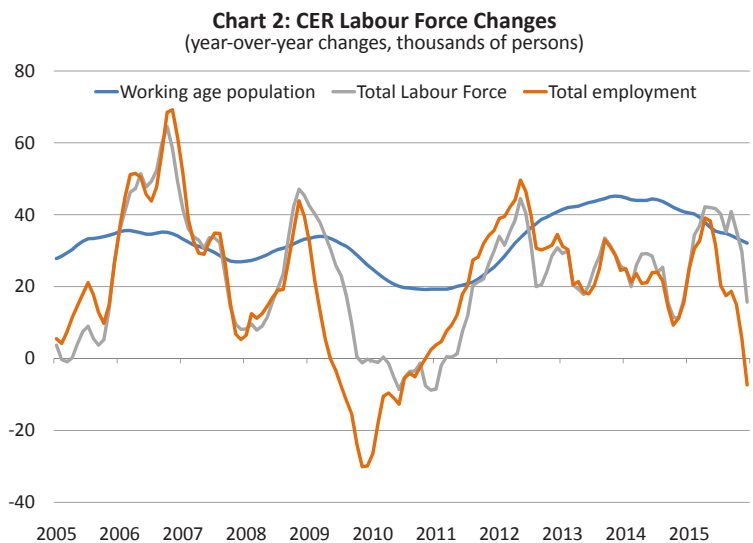
(Seasonally unadjusted 3-month-moving-average)

Description		Dec-15	Nov-15	Dec-14	Annual Change
CALGARY ECONOMIC REGION	Working Age Population ('000)	1,277.9	1,276.1	1,245.8	32.1
	Labour Force ('000)	920.1	929.1	904.4	15.7
	Labour Force Participation Rate (%)	72.0	72.8	72.6	(0.6)
	Employment ('000)	857.3	867.3	864.6	(7.3)
	Employment Rate (%)	67.1	68.0	69.4	(2.3)
	Unemployment ('000)	62.7	61.8	39.8	22.9
	Unemployment Rate (%)	6.8	6.7	4.4	2.4

Sources: Statistics Canada, Corporate Economics, January 2016



Sources: Statistics Canada, Corporate Economics, January 2016



Sources: Statistics Canada, Corporate Economics, January 2016

Next update: February 5, 2016

Description		Dec-15	Nov-15	Dec-14	Annual Change
Alberta	Working Age Population ('000)	3,376.5	3,373.4	3,312.0	64.5
	Labour Force ('000)	2,444.9	2,457.5	2,394.5	50.4
	Labour Force Participation Rate (%)	72.4	72.8	72.3	0.1
	Employment ('000)	2,288.2	2,306.7	2,294.2	(6.0)
	Employment Rate (%)	67.8	68.4	69.3	(1.5)
	Unemployment ('000)	156.7	150.8	100.3	56.4
	Unemployment Rate (%)	6.4	6.1	4.2	2.2

# Labour Market Review

Ivy Zhang, Senior Corporate Economist | Estella Scruggs, Corporate Research Analyst

January 8, 2016

## Who We Are

Corporate Economics provides services in four areas: forecasting, information provision, policy analysis and consulting. We also monitor the current economic trends which allows us to develop unique insights on how external events are impacting the local economy and the Municipal government. We are experienced at researching different economic topics and have developed reliable methods of forecasting and analysis.

For more information, please contact:

**Ivy Zhang**  
Senior Corporate Economist  
403.268.2005  
ivy.zhang@calgary.ca

**Patrick Walters**  
City Economist  
403.268.1335  
patrick.walters@calgary.ca

**Estella Scruggs**  
Corporate Research Analyst  
403.268.5556  
estella.scruggs@calgary.ca


Many of our publications are available on the internet at [www.calgary.ca/economy](http://www.calgary.ca/economy).

## Forecasting



- ▶ Calgary & Region Economic Outlook
- ▶ Energy Reports on Natural Gas and Crude Oil

## Information Provision



- ▶ Current Economic Analysis
- ▶ Inflation Review
- ▶ Labour Market Review

## Policy Analysis



- ▶ A Case of Fiscal Imbalance: The Calgary Experience
- ▶ Diesel Fuel Price Pass-Through in Calgary
- ▶ Calgary Residential and Commercial Real Estate Markets

*The City of Calgary provides this information in good faith. However, the aforementioned organization makes no representation, warranty or condition, statutory express or implied, takes no responsibility for any errors and omissions which may contained herein and accepts no liability for any loss arising from any use or reliance on this report.*

1 Wage rate data is for the Calgary Metropolitan Area (CMA)

Sources: Statistics Canada, Corporate Economics.

